

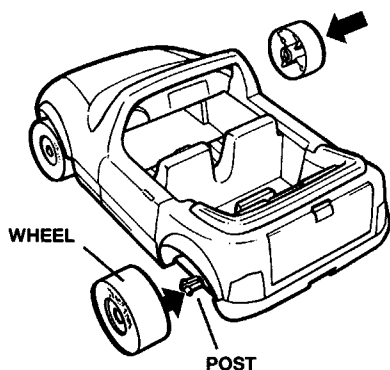
Ages 2 & Up

PLAYSKOOL Dollhouse

Convertible Instructions


Includes: convertible car, Big Sister and Baby.

TO ASSEMBLE CONVERTIBLE




Slide the wheels onto the posts until the wheels snap into place. Make sure the name "Playskool" on the wheels is facing **AWAY** from the convertible.

SPECIAL PLAY FEATURES



Baby fits easily into the car seat located in the back seat of the convertible.



Pull on the tab to open the trunk lid. You can store small accessories in the trunk when Baby and Big Sister go for a drive.

©1992 Playskool, Inc., Pawtucket, RI 02862 U.S.A.,
a subsidiary of Hasbro, Inc. All Rights Reserved.

CAR MADE IN USA. FIGURES MADE IN CHINA.

® denotes Reg. U.S. Pat. & TM Office.

1593/1594 P/N 43399100



Questions? Call: **1-800-PLAYSKL**™

For future reference, our toll-free
consumer service number is also
located on this product.