


HOW TO PLAY



WARNING:

CHOKING HAZARD-Small parts.
Not for children under 3 years.

For 2 to 4 Players
Ages 3 and Up

Contents

4 Cootie bugs with parts,
Gameboard, Cootie cube (die),
Label sheet

Object of the Game: Be first to create your own Cootie bug by rolling the Cootie cube to collect the parts you need: first the body, then the head, then all the other Cootie pieces. Hundreds of combinations are possible!

GET READY!

1. Carefully remove all the plastic parts from the runners. Throw away the plastic runners.

2. Press together two matching color halves of a Cootie body as shown in Figure 1. Then press together two matching color halves of a Cootie head. See Figure 2. Do the same for the other Cooties.

FIGURE 1

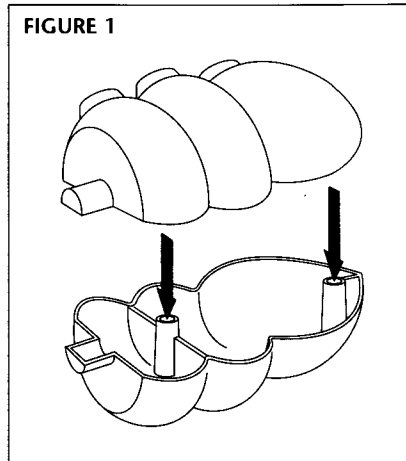
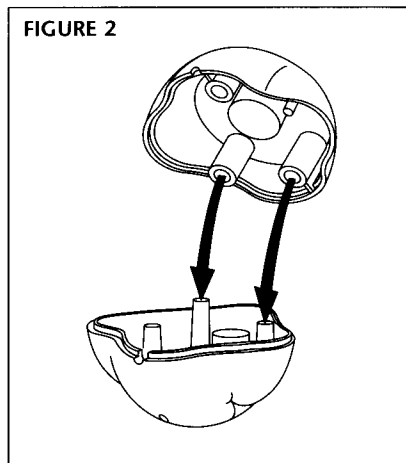
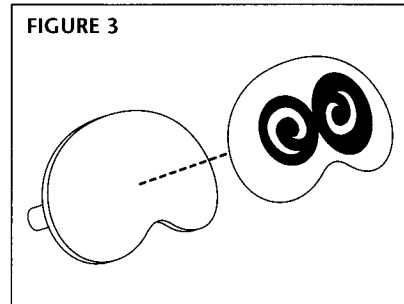


FIGURE 2



3. Apply the eye labels to the eye pieces as shown in Figure 3.

FIGURE 3



GET SET!

The Cootie board: Place the Cootie board on the floor or table. Place all the Cootie parts on the board, on top of the matching pictures.

The Cootie cube: The dots on the Cootie cube stand for different parts of the Cootie:

- 1 dot-Body
- 2 dots-Head
- 3 dots-Antennae, hat, or bow
- 4 dots-Eye piece
- 5 dots-Tongue, teeth, or lips
- 6 dots-Any one leg

GO BUGGY!

To see who goes first, each of you rolls the Cootie cube once. The player with the highest number starts the game.

The first thing you must do is get a Cootie body. To do this, you must roll a 1 on the Cootie cube. If you roll a 1, take a Cootie body from the board. If you don't roll a 1, it's the next player's turn.

You must first roll a 1 (for the body), then a 2 (for the head), before you can collect any other Cootie parts. As soon as you have the body and head, you can try for all the other body parts in any order you'd like.

Every time you take a Cootie part, you get a free roll to try for another part. If you roll a number for a part your Cootie doesn't need, it's the next player's turn.

YOU WIN!

If you are the first to build a complete Cootie, you win! Your Cootie must have:

- 1 Body
- 1 Head
- 1 Antennae, hat, or bow
- 1 Eye piece
- 1 Tongue, teeth, or lips
- 6 Legs

To play again, take all the Cooties apart and place the parts back on the Cootie board.

Milton Bradley Company
P.O. Box 1247, East Longmeadow, MA 01028
© 1986, 1993, 1997 Milton Bradley Company.
All Rights Reserved. 4782-1