

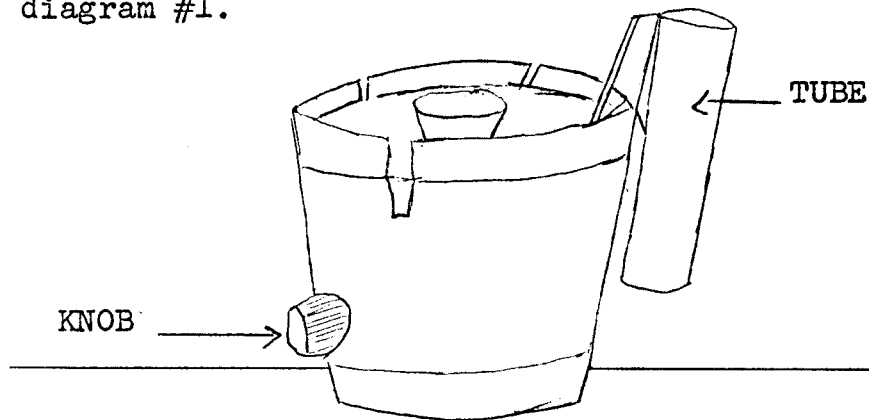
BUCKET OF FUN

2 To 4 PLAYERS

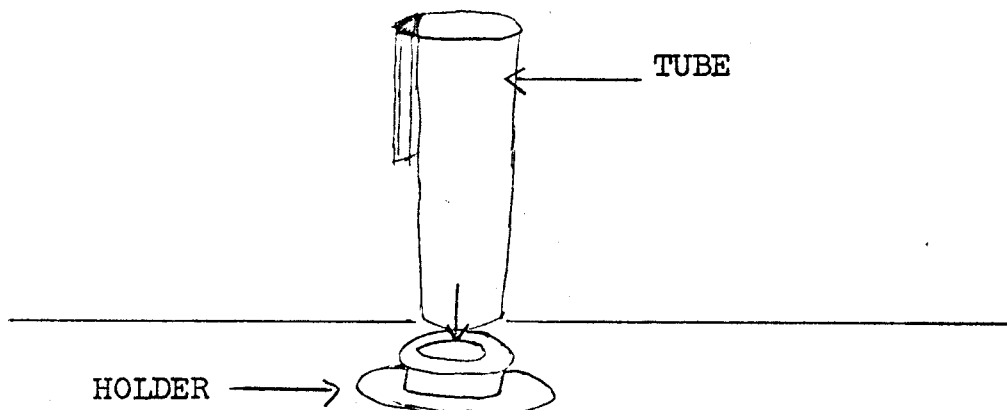
Players gather around the magic bucket - the timer ticks off the seconds and suddenly the bucket pops out a shower of colorful balls. The players scramble to retrieve their balls and place them into tubes. It's new, exciting - indoors or out. It's a Bucket of Fun.

TO SET UP THE GAME:

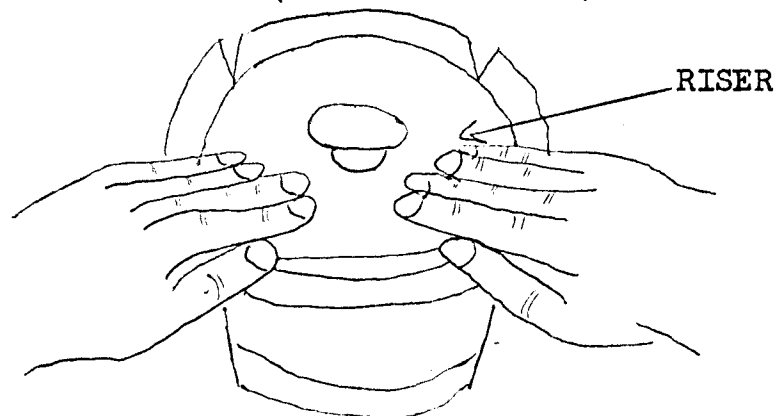
1. Place the bucket on the floor (or ground) in the center of the selected playing area.
2. Positioning the tubes:
 - A. Small Room -- position the tubes in the bucket as shown in diagram #1.



- B. Large Room or Outdoors -- position the tubes into the holders as shown in diagram #2. Place the tubes evenly around the bucket about 10 feet away.



3. One player is selected to start the bucket. He pushes down the riser until it locks. (See diagram #3.)



4. Each player selects 4 balls of the same color for his own and places them into the bucket.

REGULAR GAME ---- AGES 4 TO 8

OBJECT OF THE GAME

Players must find the four balls of their color, ONE AT A TIME, and put them into the matching colored tube.

1. The starter turns the knob on the bucket, clockwise, ONE FULL TURN. All the players get back from the bucket about 4 feet.
2. When the bucket pops, players scramble to find their balls.
3. Play continues until all players have put their four balls into their matching color tubes. At this point the round ends.
4. POINTS ARE SCORED AS FOLLOWS:
 - A. First player finished ---- 20 points
 - B. Second player finished ---- 15 points
 - C. Third player finished ---- 10 points
 - D. Fourth player finished ---- 5 points
5. The player scoring the most points during the round SETS AND STARTS the bucket for the next round.
6. The game continues, played in rounds until one player accumulates 50 points. This player WINS THE GAME.

Advances Game -- Ages 8 To 14

OBJECT OF THE GAME:

Players must find the four balls of their color, one at a time, and put them into the tube that will score the most points.

1. The game is started as in the regular game except:

POINTS ARE SCORED AS FOLLOWS:

- | | | | |
|----|-----------------------|------|----------|
| A. | First ball in a tube | ---- | 4 points |
| B. | Second ball in a tube | ---- | 3 points |
| C. | Third ball in a tube | ---- | 2 points |
| D. | Fourth ball in a tube | ---- | 1 point |

EXAMPLE: If one player gets one of each of his balls into the bottom of each tube, he scores 16 points.

2. The plays continues until all players have put their balls into the tubes. At this point, the round ends and points are counted.
3. The player scoring the most points in a round SETS and STARTS the bucket for the next round.
4. The game continues, palyed in rounds, until one player accumlates the 25 points. This player WINS THE GAME.

GENERAL RULES

(Applied to both games):

1. Players are NOT ALLOWED to purposely touch balls belonging to other players.
2. Players may find and return only ONE BALL AT A TIME to the tubes.
3. Players are NOT ALLOWED to remove balls belonging to other palyers from the tubes to prevent them from scoring points.
4. Players are NOT ALLOWED to carry the tubes with them when attempting to find their balls.
5. Indoors, it is suggested that the game be played on hands and knees.