



# Bubble Foam Shaving Kit™

Ages 2 & Up  
720

## INSTRUCTIONS



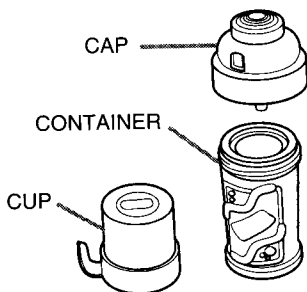
Questions? Call:  
**1-800-PLAYSKL**

For future reference, our toll-free consumer service number is also located on this product.

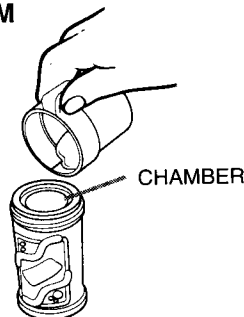
**GET READY TO LATHER UP!** This colorful, kid-sized kit has everything needed for pretend shaving fun. Just squeeze out the foam and get a perfect "shave" with the smooth, rounded shaver. Dip the shaver into the water cup to rinse the foam away, then start again! Also includes tilt-up mirror and flexible comb.

Includes container, cup, cap, shaver, comb, and storage case with tilt-up mirror.  
Bubble foam solution not included.

### TO MAKE BUBBLE FOAM

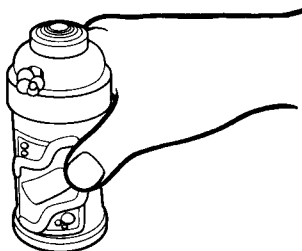


1. Remove cup from bubble foam container. Unscrew and remove cap.



2. Pour mild baby shampoo into chamber, until shampoo is about half way to fill line. Add water up to fill line. For best results, be sure shampoo goes into chamber **before** water.

**NOTE:** Use only mild baby shampoo. Do **not** use bubble solution, dishwashing detergent, adult shampoo, etc.



3. Screw on cap and shake container to mix solution. Then, begin squeezing container until bubble foam flows out of the cap opening. For best results, hold container upright while squeezing.

**NOTE:** During bath play, the foam-making ability of the toy will be hampered if the container becomes filled with water. To get rid of excess water, unscrew and remove cap, pull out chamber and pour water from container.

### TO CLEAN

After each use, rinse container, cap, solution chamber and cup with water. Discard any unused bubble foam solution.

© 1991 Playskool, Inc., Pawtucket, RI 02862 U.S.A., a subsidiary of Hasbro, Inc. All Rights Reserved.  
**FOAM CONTAINER MADE IN CHINA. ALL OTHER PARTS MADE IN THE USA.**  
720 P/N 42604000