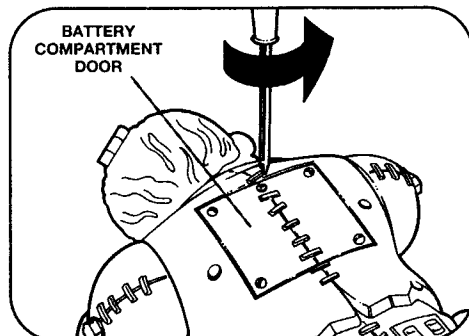




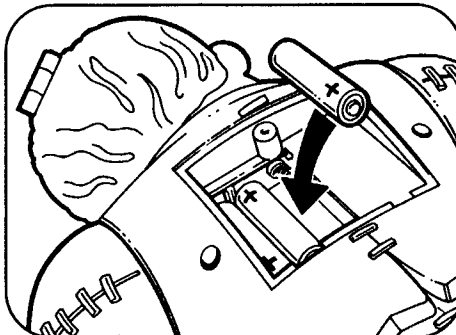
Questions? Call:™
1-800-PLAYSKL

For future reference, our toll-free consumer service number is also located on this product.

BATTERY INSERTION



1. Using a Phillips® screwdriver, loosen screw and remove battery compartment door.

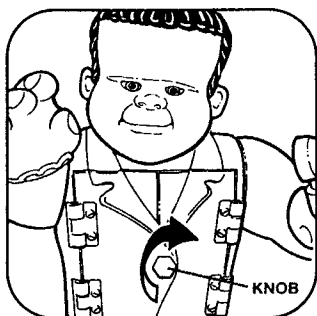


2. Insert 3 "AA" alkaline batteries into battery compartment as shown.
3. Replace door and retighten screw.

CAUTION: TO AVOID BATTERY LEAKAGE

1. Be sure to insert the batteries correctly and always follow the toy and battery manufacturers' instructions.
2. Never mix old batteries and new batteries, or standard (carbon-zinc) with alkaline batteries.
3. Always remove exhausted or dead batteries from the product.
4. Remove batteries if product is stored for a long period of time.

TO "FIX" BIG FRANK

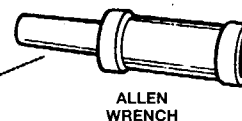



1. Turn the knob and open Big Frank's jacket.

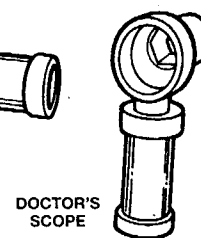
2. Using the doctor's scope, allen wrench or your hand, turn the gears to select a "fixed" picture (either the whole bone or the whole gear). Both gears move when you turn either one of the gears.

3. Flip Big Frank's electrical switch to the right, and press the switch to hear "zap-zap" sounds and hear Big Frank say "Thank you." You can also activate Big Frank by flipping the switch to the left and pressing the button with your finger or a monster tool.

Special note: Big Frank's eyes light up when you activate him in the "fixed" mode!



ALLEN
WRENCH



DOCTOR'S
SCOPE



TWEEZERS

4. Press Big Frank's heart to hear heartbeat sounds and hear Big Frank laugh and say "I'm alive!" You can also remove his heart, with the tweezers or your hand, and press the button to activate Big Frank.

5. Press the button in his gas gauge to hear gurgling sounds and hear Big Frank say "Mmm... good."

TO PLAY WITH BIG FRANK WHEN HE IS IN THE "BROKEN" MODE

1. Turn the gears to select a "broken" picture (either the broken bone or the broken gear).
2. Press Big Frank's heart, gas gauge, or electrical switch to hear him say "Ooooh-Fix me."
3. When you are finished playing with Big Frank, close his jacket and turn the knob to keep the jacket closed. You can also make Big Frank talk when his jacket is closed. Press his chest above his heart to hear him say, "Fix me!" (or "I'm alive!" if he's in the "Fixed" mode).

TO POSE BIG FRANK

1. Big Frank's head, arms and legs move so you can pose him different ways.
2. Big Frank can hold his monster tools. Simply press them into his hands.