

Babysitters Club

2 TO 4 PLAYERS
Read assembly instructions on the inside box cover first.

Object

Collect three different color Scoring Tokens and score the most points to win!

Setting Up

1. Each player takes one pawn and places it on its matching color corner of the gameboard.
2. Each player then takes a scoreboard that matches her pawn color and clips a scorepad sheet to it as shown in Figure 1.
3. Each player takes four Voting Tokens (0, 10, 20, and 30).
4. Shuffle each card deck separately. Then place all card decks **FACEDOWN** into the tray sections as shown in Figure 1. **NOTE:** Place all Scoring Tokens and any extra pawns and Voting Tokens in the smallest tray section.

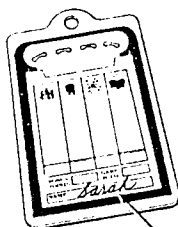



Figure 1



Write your name on the scorepad sheet!

How to Play

Pick the Answering Player:


Choose one player to go first and give the dice to that player. That player is the Answering Player; all other players are the Voters. The roles of Answering Player and Voters change from player to player throughout the game as players alternate turns.

On The Answering Player's Turn:

If you are the Answering Player, do the following on your turn:

1. **ROLL AND MOVE:** Roll both dice and move your pawn onto the game path and clockwise around the board the number shown on the white die.
2. **PICK A CARD:** Pick a card from the deck that matches the color space you land on. **NOTE:** If you land on a "YOUR CHOICE" gameboard space, you can pick a card from any color deck.
3. **READ THE QUESTION ALOUD:** If you pick a **GOLD, PURPLE or GREEN** card, read aloud the question which matches the letter rolled on the letter die. See Figure 2. If you pick a **PEACH** card, you do something completely different! Read the Card Chart below for complete details!

Figure 2



You rolled an "A"! You must answer Question "A"!



Card Chart

GOLD CARD

WHAT YOU HAVE TO ANSWER

Here are silly Baby-sitting Situations to talk about! Everything from a pet snake loose in the house to kids running around the neighborhood with their underwear on their heads!

HOW YOU'RE JUDGED

To score high, your answers must be creative and original!

PURPLE CARD

WHAT YOU HAVE TO ANSWER

Answer fun questions about boys, best friends, school, and home! Perform silly stunts, too!

HOW YOU'RE JUDGED

To score high, your answers must be believable! Your stunts must be performed well!

GREEN CARD

WHAT YOU HAVE TO ANSWER

Answer trivia questions from the Baby-sitters Club books!

HOW YOU'RE JUDGED

- If a Voter thinks your answer is correct, you'll score 30!
- If a Voter is unsure, you'll get a score of 0, 10 or 20!
- If a Voter thinks you're wrong, you'll get a 0!

Want more points? If you received at least one vote of 20 or below and you believe your answer is correct, try to gain more points by **PROVING IT!** Using a mirror, check the inside box cover for the correct answer.

- If you're proved right, forget the voting points you scored for that turn. Instead, give yourself 30 points for each Voter **PLUS** a 10-point bonus!
- If you're proved wrong, you lose **ALL** voting points for that turn! Your score is 0!

NOTE: If **ALL** players gave you 30-point votes for your answer, you **CANNOT** prove it to get more points!

PEACH CARD

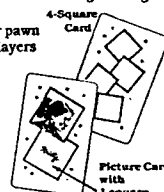
NO ANSWERING QUESTIONS!

NO PERFORMING STUNTS! NO JUDGING!

Just try to collect these cards for points! There are two types of **PEACH** cards: picture cards with one color square or cards with four color squares.

When you draw a **PEACH** card, if a square on it matches your pawn color, you get to keep the card! Just put it in front of you and score 25 points on your scoresheet! You must collect at least four **PEACH** cards to win a matching Scoring Token!

If the square does **NOT** match your pawn color, show the card to the other players and then put it **FACEDOWN** in the **PEACH** discard pile. The next player to land on a **PEACH** space may pick the top card from either the **PEACH** discard pile or the **PEACH** deck. Only **ONE** card can be picked on a turn.



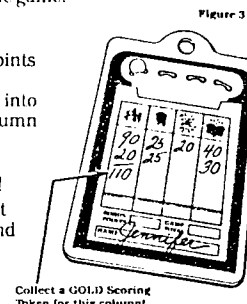
4. **ANSWER OR ACT IT OUT:** Then answer the question or perform the stunt as best you can! How well you answer or perform determines your score! When you've finished, discard the played card **FACEDOWN** next to the tray. Form four separate discard piles, one for each deck. If you run out of cards at any time, shuffle its discard pile and place it into the tray!

5. **THE VOTE IS TAKEN:** After you've answered or performed, each Voter must vote on how well you did by **secretly** choosing one of her Voting Tokens—either a 0, 10, 20, or 30 point token! 30 is the highest score you can get! On the count of three, all Voters show their tokens at the same time. For more on judging, read the Card Chart below!

6. **MARK YOUR SCORE:** Now add up the votes and mark your score under the matching card column on your scoresheet. You must get at least 100 points in a column to get a matching Scoring Token. You must collect three different color Scoring Tokens to end the game!

How to Collect a Scoring Token:

- When your score totals at least 100 points in any one column, collect a matching Scoring Token! Place the Scoring Token into the token slot found above that card column on your scoreboard. See Figure 3.
- You **CANNOT** collect more than one Scoring Token for any one card column!
- It may take you several turns to collect 100 points in any one column. If you land on a space for which you already have a token, play as usual. The extra points you gain will just increase your final game score!




Collect a GOLD Scoring Token for this column!

7. **YOUR TURN IS OVER:** After you've marked your score (and collected your Scoring Token if you can), your turn as Answering Player is over. Pass the dice to the player on your left. Now it's her turn to be on the hot seat! You can relax and be a Voter—until your turn comes again!

Ending the Game

If you're the first player to collect three different color Scoring Tokens, you end the game! You also get 30 **BONUS POINTS** to put in the **BONUS POINTS** box on your scoresheet!

Figure 4



Your final game score is 470!

How to Total Your Final Game Score:

1. Total your scores for each column.
2. Then add the column totals together and mark the amount in the **GAME TOTAL** box. Remember to add the Bonus Points if you have them! This is your final game score. See Figure 4.

The Winner

The player with the most points at the end of the game is the winner! It is possible to win without collecting three Scoring Tokens if you have the most points.

For a 2 or 3 Player Game

Follow the same rules as above, but first remove any cards from the **PEACH** deck which do **NOT** have color squares that match the pawn colors you'll be using in your game. Your game's **PEACH** deck will include all cards that **DO** match your pawn colors and all cards with four color squares on them.