LEVEL 1

BASIC PLAY

Hey Grown-ups!
This playbook is a great tool to help you introduce the toy and teach your child how to use it. Follow along together to help guide your child for a rewarding play experience.

Keep in mind:
Since you know your child best, it is up to you to pick which products and resources are most appropriate for his or her level of ability. Make sure you supervise the play as needed, and don't modify the products.

Looking for more guidance for your child's play level? Please visit theautismproject.org for more information.

Hasbro TOYBOX TOOLS™

in collaboration with
THE AUTISM PROJECT

AGES 8+

⚠ CAUTION:

Do not aim at eyes or face. TO AVOID INJURY: Use only arrows designed for this product. Do not modify arrows or bow. Discontinue use if either end of arrow shaft becomes exposed.

NERF Rebelle™

NERF REBELLE™ AGENT BOW

Adult assembly required. Bow string contains natural latex. x2 1.5V AAA alkaline batteries required. Not included. See instructions. Questions? Call: 1-800-255-5516 Make sure to reference the instructions sheet that came with the toy for assembly, play, and battery information. Product and colors may vary.
© 2015 Hasbro. All Rights Reserved. TM & ® denote U.S. Trademarks. B0344

Here are the parts of the Nerf Rebelle™ Agent Bow.



Find printable targets here!
http://toyboxtools.hasbro.com/tools

Ask an adult to put it together for you following the included instructions.

You will need: A Phillips head screwdriver and 2 AAA batteries.

Once assembled, your bow should look like this.

The box points out all the features of your bow.
Ask an adult to show you the decoder, the quiver, and the arrows.

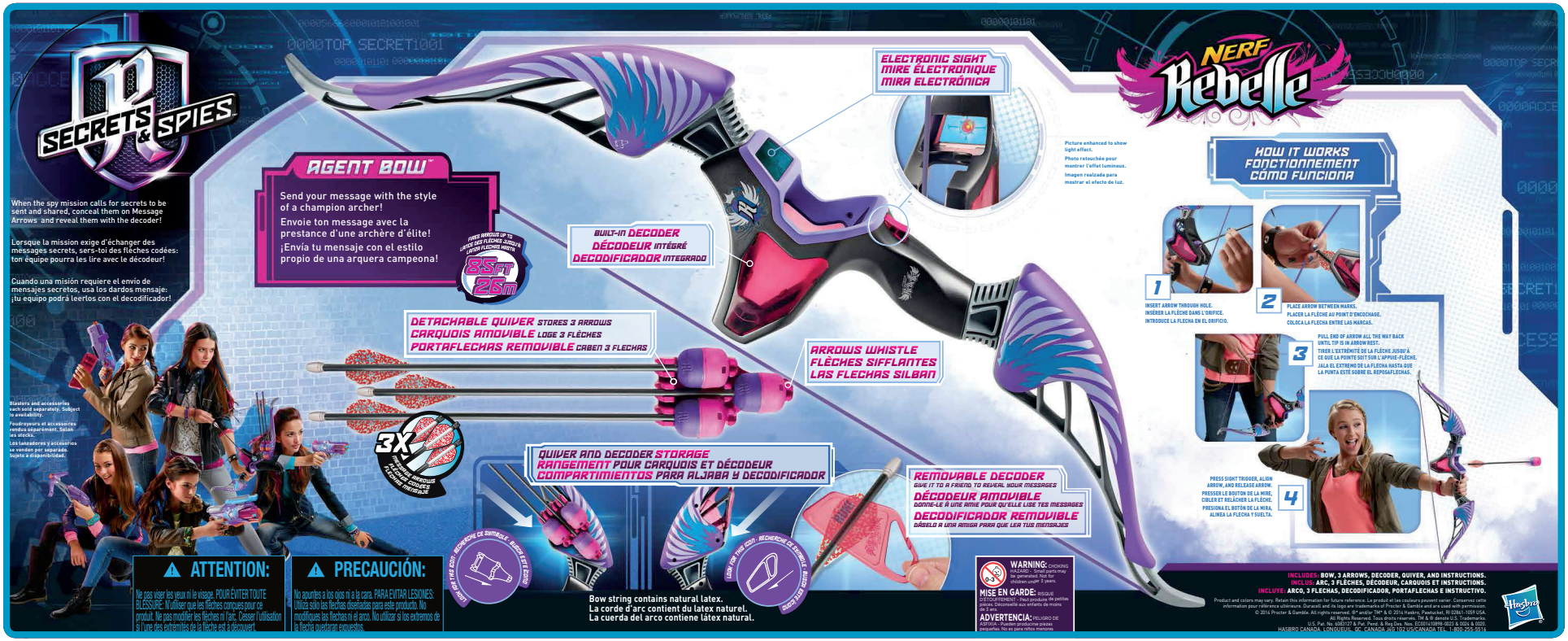

The arrows have a head and a tail.
The head of the arrow is thick, pink, and purple.
The tail of the arrow is thin, white and pink.

The decoder is stored in the handle.
It is used to read secret messages on the arrow tails.

First, take the decoder out of the bow handle.

Then, hold the decoder over the arrow tail.
Now you can read the message! What does it say?

Try decoding the message on all 3 arrows. Then take a break.

The Nerf Rebelle™ Agent Bow comes with 3 arrows.
The arrows are stored in a quiver.
The quiver can attach and detach to the bow.

First, put the 3 arrows in the quiver.
Then, attach the quiver to the bow.



The Nerf Rebelle™ Agent Bow has an electronic sight. An electronic sight helps you aim at a target.

First, push the red button on the bow. Then, look through the sight to line up your target between the two red lights.



Bows are used to fire arrows. It is important to only use the Nerf Rebelle™ Agent Bow outside, and with an adult.

Never aim the Nerf Rebelle™ Agent Bow at a person or pet.



Let’s play with the Nerf Rebelle™ Agent Bow!

First, ask an adult to go outside with you to play.

Then, choose a target, like a tree or a rock.

Now, follow the instructions on the Nerf Rebelle™ Agent Bow box on how to load and fire the arrows.

Fire all 3 arrows. Then, take a break.

Playing with the Nerf Rebelle™ Agent Bow is fun!