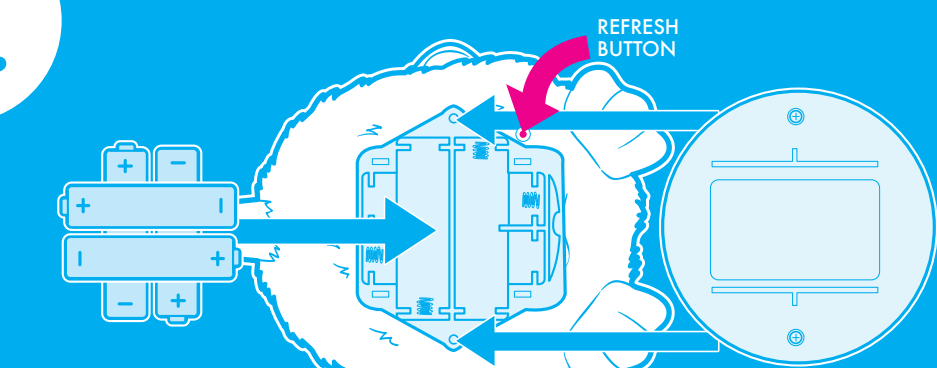


Get Started

1

Give your FURBY batteries

x4
15VAA
ALKALINE
BATTERIES
REQUIRED
NOT INCLUDED



To insert batteries: Using a Phillips/cross head or flat head screwdriver (not included), loosen screws in battery compartment cover (screws remain attached to cover). Remove cover. Insert 4 x 1.5V AA alkaline batteries. Replace cover and tighten screws.

2

Download the free FURBY BOOM app



Available on the
App Store

GET IT ON
Google play

Not compatible with prior FURBY generations. See Furby.com for compatible devices.
Ask a parent before going online.

3

Place your device in front of FURBY



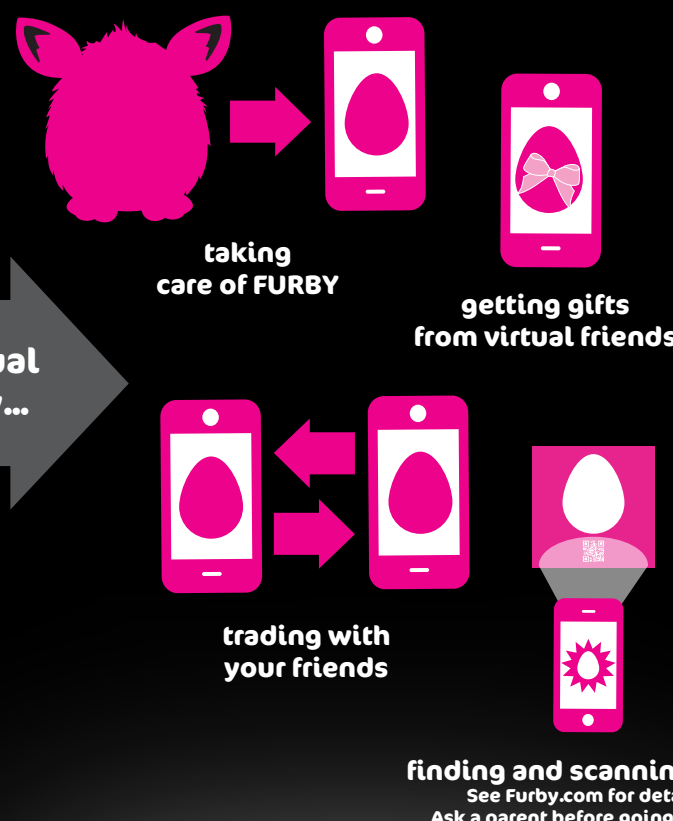
AGES
6+

Begin your FURBY BOOM app adventure

Take care of FURBY by...



Get virtual eggs by...



Hatch eggs and raise FURBLINGS by...



Start a FURBY FURBLINGS™ city



a mind of its own™

How you treat FURBY will shape its personality



FCC STATEMENT

This device complies with Part 15 of the FCC Rules. Operation is subject to the following two conditions: (1) This device may not cause harmful interference, and (2) this device must accept any interference received, including interference that may cause undesired operation.

NOTE: This equipment has been tested and found to comply with the limits for a Class B digital device, pursuant to Part 15 of the FCC Rules. These limits are designed to provide reasonable protection against harmful interference in a residential installation. This equipment generates, uses and can radiate radio frequency energy, and, if not installed and used in accordance with the instructions, may cause harmful interference to radio communications. However, there is no guarantee that interference will not occur in a particular installation. If this equipment does cause harmful interference to radio or television reception, which can be determined by turning the equipment off and on, the user is encouraged to try to correct the interference by one or more of the following measures:

- Reorient or relocate the receiving antenna.
- Increase the separation between the equipment and receiver.
- Consult the dealer or an experienced radio/TV technician for help.

CAUTION: Changes or modifications to this unit not expressly approved by the party responsible for compliance could void the user's authority to operate the equipment.

This Class B digital apparatus complies with Canadian ICES-002.
Cet appareil numérique de la classe B est conforme à la norme NMB-003 du Canada.

A4342 Asst.
A4343 Asst.
Product and colors may vary. Please retain this information for future reference.
© 2013 Hasbro, Pawtucket, RI 02861-1059 USA. TM & © denote U.S. Trademarks.
Note: Hasbro is not responsible for any content distributed through the App Store™ or Google Play™, except for Hasbro-generated content. Please refer to Apple Inc.'s or Google Inc.'s terms and conditions for further information. Apple and the Apple logo are trademarks of Apple Inc., registered in the U.S. and other countries. App Store is a service mark of Apple Inc. Google Play is a trademark of Google Inc.
US Pat. Nos. 6544098, 6537129, 6514117, 6497607, 6149490, 6959166, 6773344, 6356887, 6160886, 6319010 & Pat. Pend., Reg. Des. Nos. ED001334868-0005, BN 90 2012 001772-6 & CN 302232935S. PH: 7374430000

IMPORTANT: BATTERY INFORMATION

CAUTION:

1. TO AVOID BATTERY LEAKAGE

- Always follow the instructions carefully. Use only batteries specified and be sure to insert them correctly by matching the + and - polarity markings.
- Do not mix old batteries and new batteries or standard (carbon-zinc) with alkaline batteries.
- Remove exhausted or dead batteries from the product.
- Remove batteries if product is not to be played with for a long time.
- Do not short-circuit the supply terminals.
- RECHARGEABLE BATTERIES: Do not mix these with any other types of batteries. Always remove from the product before recharging. Recharge batteries under adult supervision. DO NOT RECHARGE OTHER TYPES OF BATTERIES.

- Should this product cause, or be affected by, local electrical interference, move it away from other electrical equipment. Reset (switching off and back on again or removing and re-inserting batteries) if necessary.

FURBY HELPFUL HINTS:

WHAT'S WRONG?	WHY?	WHAT SHOULD I DO?
FURBY isn't moving or saying anything. FURBY is acting weird! FURBY keeps falling asleep.	Your FURBY may need new batteries. 	Power up with fresh batteries! If your FURBY is still acting weird after replacing the batteries, press the refresh button. (See Step 1 to locate the refresh button.)
Your FURBY is ignoring other FURBY creatures.	Your FURBY can't see the others. Your FURBY is too far away from its friends.	Make sure your FURBY and its friends are facing each other. Try moving them closer together.
The music is playing, but FURBY isn't doing anything!	Your FURBY can't hear the music.	Turn it up!
Your FURBY isn't responding to the FURBY BOOM app.	Your FURBY can't hear it.	Make sure the speaker on your device is pointed at Furby and move it closer. Turn up the volume on your device.
The FURBY BOOM app on your device isn't reacting to your FURBY.	The device is too far away from your FURBY.	Make sure the speaker on your device is pointed at Furby and move it closer.

NOTE: If these solutions do not resolve the issue, please contact Hasbro Customer Service at 1-800-255-5516.

FRIENDLY TIPS:

• Water and FURBY don't mix, so keep your FURBY away from bathtubs, pools, oceans and all wet, watery places.

• When you talk to your FURBY, make sure you talk face-to-face. The closer you are to FURBY, the easier it is for FURBY to hear you.

• Your FURBY is easily distracted. Be sure to turn down any background noise so your FURBY can respond to you better.

• If you talk fast it doesn't know what you're saying. Huh? Your FURBY wants to hear what you have to say, so talk slowly and clearly.


• Did your FURBY get something on its fur? Just wipe it with a clean, damp cloth.

FURBY speaks FURBISH!
The more you play with FURBY, the more English it will speak.

Dah-ay-loh-oo-tye! Good morning!
Doo-oo-tye? What's up?
Ah-tah kah! Feed me!
Dah-may-may! Love it!
Dah-boo! No way!
Dah-kah-oo-nye Thank you
Dah-noh-lah! Party time!
Ee-kah-lee-koo Music
Loo-loo-doo? Seriously?
Kah way-loh Me sleepy

Check out the complete FURBISH dictionary at www.furby.com or in the free FURBY BOOM app.

Hatch 'em all!



Objective:

Collect and hatch all 48
FURBY FURLING™ eggs to
unlock the golden egg!

Furby Boom!

a new generation is hatching™



More eggs, another city!

Find them, scan them
and hatch them!

See Furby.com for details.
Ask a parent before going online.